Exercise 2015-8ƎI-00004(2)

(1) Complete the tables and represent the point on a Cartesian plane:
Join the points.
Indicate whether each of the graphs will be increasing or decreasing.
Is the graph linear or non- linear?

(a) $y = \frac{4}{x}$

x	-4	-2	-1	0	1	2	4
y							

(b) $y = x$

x	-4	-2	-1	0	1	2	4
y							

(2) Consider the following two points: A(-1 ; 6) and B(1 ; -6)

(a) Write the ordinate of A.
(b) Write the abscissa of B.
(c) Will AB be a horizontal line if A and B is drawn on a Cartesian plane and joined?
(d) In which quadrants will A and B lie?

(3) Is the following graphs: (a) continuous or discreet?
(b) increasing or decreasing?
(c) linear or non-linear?

(i)

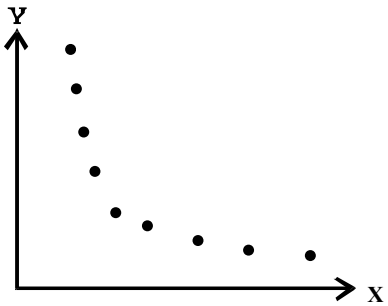

(ii)

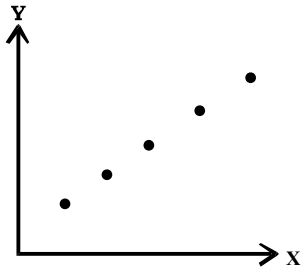

(iii)

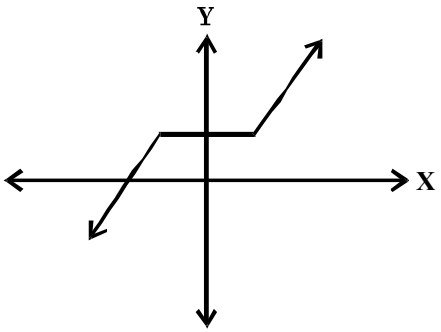

(iv)

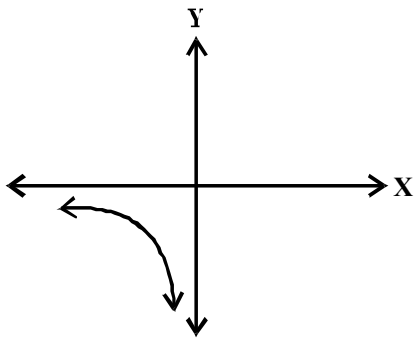

(4) The graph shows the number of workers that is needed to complete a certain task within a certain number of days.

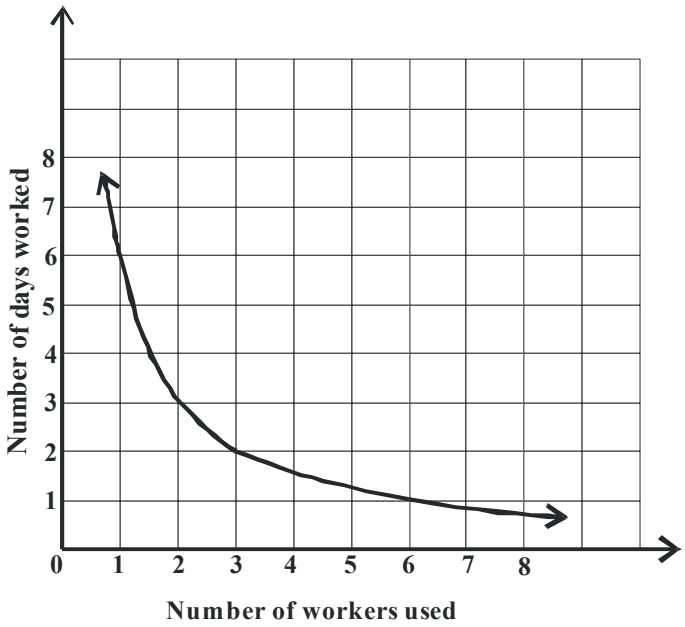

(a) Is the graph continuous or discreet?
(b) Is the graph linear or non-linear?
(c) How many days will six workers need to complete the task?
(d) Is the graph increasing or decreasing?
(e) Is the graph directly proportional or indirectly proportional?

(5) Determine the rule for the relationship between the input-and output values for each of the following:

(a)



(b)